



MJC PHLEBOLOGY

The advocate of medical specialists

European Union of Medical Specialists

Report of the Multidisciplinary Joint Committee of Phlebology and European Board of Phlebology

Claudine HAMEL-DESNOS (1), Fabrizio MARIANI (2), Oscar MALETI (3)

On behalf of the MJCP and EBP

(1) Institut de Pathologie Vasculaire; Paris - France; President of MJCP

(2) General Secretary EBP

(3) President EBP

A thick yellow horizontal bar spans the width of the slide, with a vertical yellow bar extending downwards from its right end.

CHD disclosure:


- I2M : shareholder and family ties
- Mepy Système : consulting

Brief historical review



Multidisciplinary Joint Committee of Phlebology

In 2014, the UEMS General Council created the MJCP, at the initiative of 4 UEMS sections: Vascular Surgery, Surgery, Dermatology, Radiology



In 2019 the MJCP and its Board (EBP) published the European Training Requirements (ETRs) in Phlebology (validated by the UEMS general Council in 2017)

© 2019 EDIZIONI MINERVA MEDICA
Online version at <http://www.minervamedica.it>

International Angiology 2019 October;38(5):345-64
DOI: 10.23736/S0392-9590.19.04188-9

SPECIAL ARTICLE VENOUS DISEASE



European training requirements in phlebology

Jean J. GUEX *, Fabrizio MARIANI, Oscar MALETI, Claudine HAMEL-DESNOS,
Spyros VASDEKIS, Ivo STAELENS, Tomasz URBANEK, Jurg TRABER, Marc VUYLSTEKE,
Lotte KLITFOD, Armando MANSILHA

Multidisciplinary Joint Committee on Phlebology, European Board of Phlebology, Union Européenne des Médecins
Spécialistes UEMS, Bruxelles, Belgium

*Corresponding author: Jean Jerome Guex, Cabinet de Phlebologie, 32 bd dubouchage, 06000 Nice, France. E-mail: jj.guex@wanadoo.fr

GUEX JJ, MARIANI F, MALETI O, HAMEL-DESNOS C, VASDEKIS S, STAELENS I. et al. European training requirements in phlebology.
International Angiology 2019 October;38(5):345-64

AIMS

- Determine core content and publish robust requirements in Phlebology
 - Respect the prerogatives and objectives of the specialties concerned (Vascular Surgery, Surgery, Radiology, Dermatology, Vascular Medicine, Internal Medicine, etc.)
 - **Certify Diplomas of Competence in Phlebology (CDP) and Diplomas of Competence in Phlebology Procedures (CDPP)**
- **The CDP is designed to cover the basics of phlebology as a whole (level 1 and level 2)**
 - **5 CDPP are designed for advanced courses and training for treatments of venous diseases:**
 - 1) Ultrasound Guided sclerotherapy (UGS)**
 - 2) Endovenous thermal ablations (RF, Laser EVLA), MOCA, Endovenous Glue and similar methods)**
 - 3) Superficial veins Open Surgery → [sub section for MD: Phlebectomies](#)**
 - 4) Deep veins Open Surgery**
 - 5) Endovascular procedures for obstruction and reflux**

UEMS Diplomas

The diplomas awarded by MJCP/EBP are **official European diplomas**.

The practitioner must comply with national legislation





Situation to date (19.10.2024)

The background of the slide is a detailed, close-up photograph of a printed circuit board (PCB). The board is dark, possibly black or dark blue, and is covered with a complex network of fine, winding traces. Some of these traces are highlighted in a bright, glowing yellow or orange, while others are a deep blue. The overall effect is one of high-tech complexity and digital connectivity.

MJCP and EBP composition



MJCP and EBP composition

- MJCP : **31 delegates** (Austria, Belgium, France, Germany, Greece, Hungary, Italy, Ireland, Lithuania, The Netherlands, Poland, Portugal, Romania, Slovenia, Switzerland, Ukraine)
- EBP : **14 delegates** (Belgium, France, Germany, Greece, Hungary, Italy, Malta, The Netherlands, Poland, Switzerland)



MJCP-EBPh activities

- MJCP-EBPh:

50 European Public, Private and University **Training Centres** accredited in Phlebology

(14 in France; 15 in Italy; 11 in Netherlands; 3 in Austria; 2 in Belgium; 1 in Switzerland, Poland, Portugal, Spain and Germany)



MJC PHLEBOLOGY

The advocate of medical specialists

European Union of Medical Specialists



MJC PHLEBOLOGY

The advocate of medical specialists

European Union of Medical Specialists

To date, the MJCP/EBP has awarded **250 phlebology diplomas**
(CDP and CDPP) validated by the UEMS





MJC PHLEBOLOGY

The advocate of medical specialists

European Union of Medical Specialists

- **2 EACCME® delegates for phlebology:**
 - Spyros Vasdekis (Greece)
 - Marc Vuylsteke (Belgium)

EACCME® stands for EUROPEAN ACCREDITATION COUNCIL FOR CONTINUING MEDICAL EDUCATION

PROSPECTS



The European perspective

Education and training

- 1) Intensify EBP's collaboration with European learned societies and accredited European centers that already organize training courses
- 2) Project for a common e-learning platform for CDP and CDPP for accredited centres
- 3) Project of common examinations for CDP and CDPP for trainees of accredited centres

For example (non exhaustive)



COLLEGIO ITALIANO DI
FLEBOLOGIA
Italian College of Phlebology



Courses and examinations for CDP and CDPD should comply with the ETRs and syllabus models (revised ETRs will be available soon)

© 2019 EDIZIONI MINERVA MEDICA
Online version at <http://www.minervamedica.it>

International Angiology 2019 October;38(5):345-64
DOI: 10.23736/S0392-9590.19.04188-9

SPECIAL ARTICLE VENOUS DISEASE



European training requirements in phlebology

Jean J. GUEX *, Fabrizio MARIANI, Oscar MALETI, Claudine HAMEL-DESNOS,
Spyros VASDEKIS, Ivo STAELENS, Tomasz URBANEK, Jurg TRABER, Marc VUYLSTEKE,
Lotte KLITFOD, Armando MANSILHA

Multidisciplinary Joint Committee on Phlebology, European Board of Phlebology, Union Européenne des Médecins
Spécialistes UEMS, Bruxelles, Belgium

*Corresponding author: Jean Jerome Guex, Cabinet de Phlebologie, 32 bd dubouchage, 06000 Nice, France. E-mail: jj.guex@wanadoo.fr

European Board of Phlebology

Syllabus for Duplex ultrasound assessment of CVD

Working group : JJ Guex, Spyros Vasdekis

European Board of Phlebology

Syllabus for Compression Therapy

Working group : Fabrizio Mariani

European Board of Phlebology

Syllabus for sclerotherapy


Working group : Claudine Hamel-Desnos (CHD), Fabrizio Mariani (FM),
Eberhard Rabe (ER), Tomasz Urbanek (TU)

European Board of Phlebology

Syllabus for Endovenous Ablations

Working group : Marc Vuylsteke, Lotte Klitfod, Armando Mansilha

Resources and tools



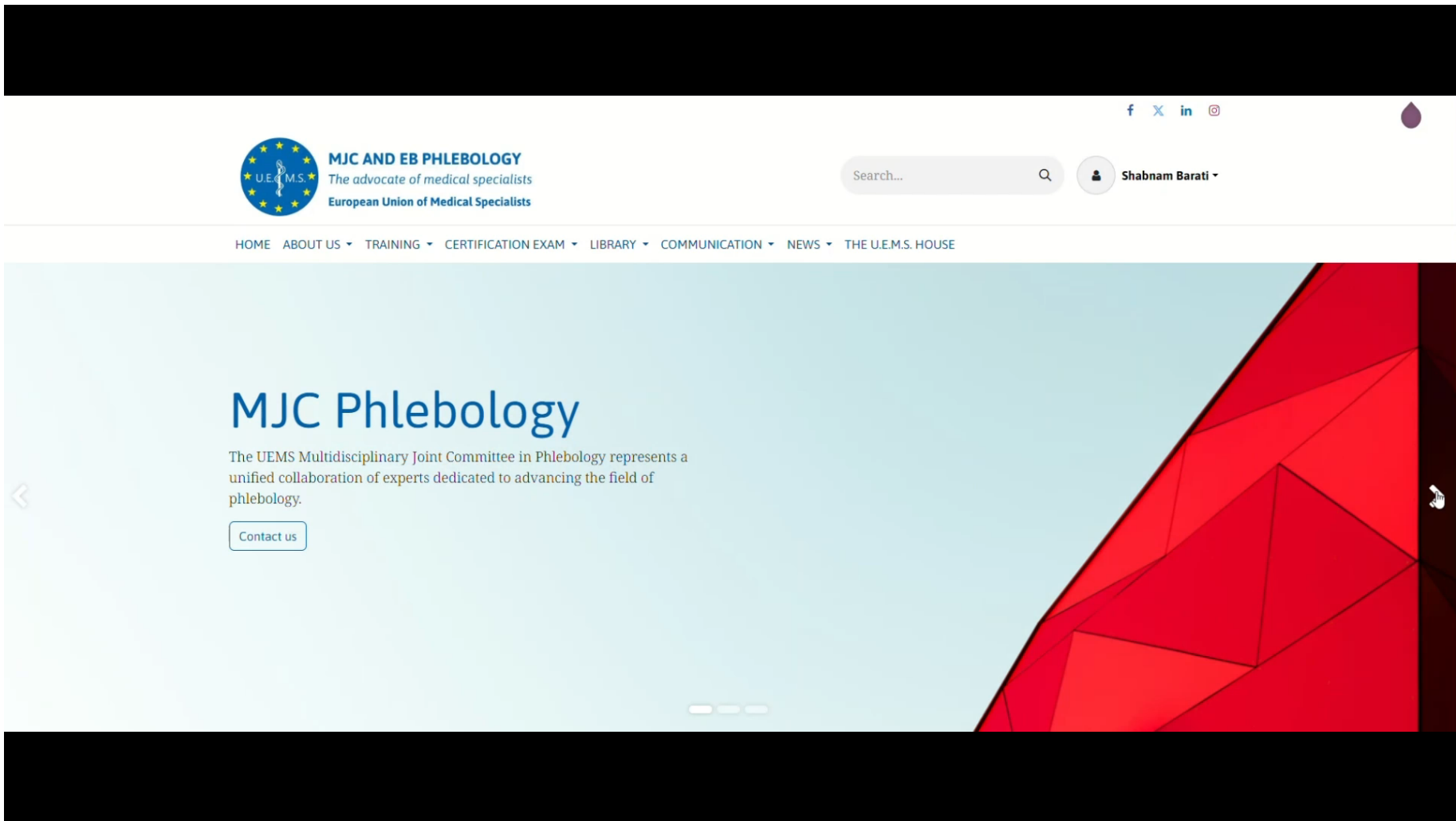


MJC PHLEBOLOGY

The advocate of medical specialists

European Union of Medical Specialists

More visibility with a UEMS website page dedicated to the MJCP/EBP



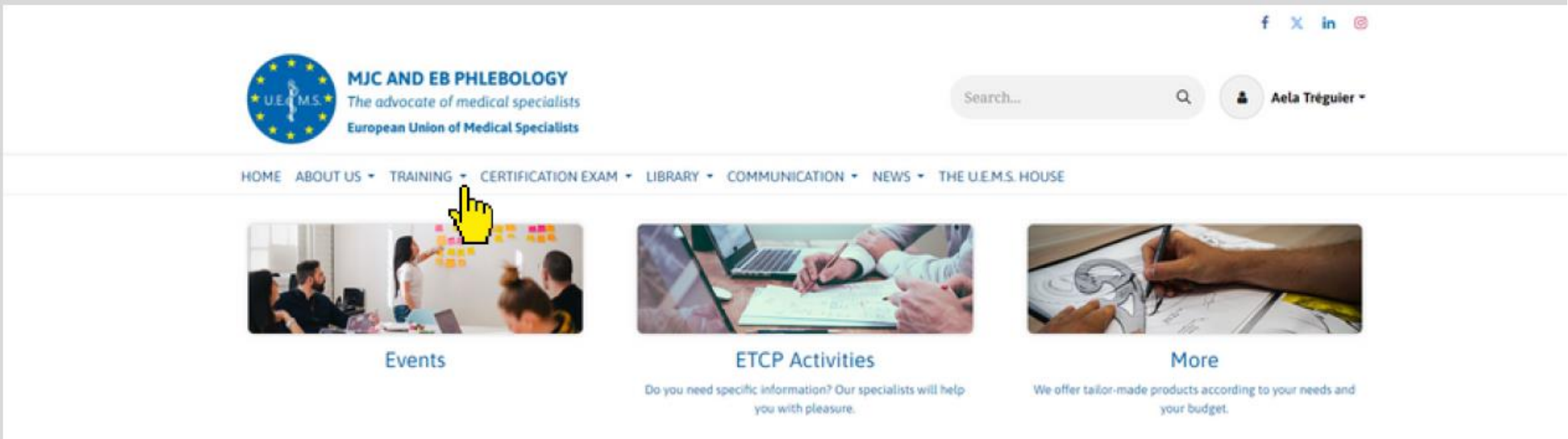

NEW!

video



MJC PHLEBOLOGY
The advocate of medical specialists
European Union of Medical Specialists

Launched on 15 October,
it should be linked to
a MJCP/EBP e-learning platform



ENGLISH

UEMS PHLÉBOLOGIE

UEMS website of the French Society of Phlebology

WELCOME TO THE UEMS-PHLÉBOLOGIE WEBSITE










Training of vascular physicians in phlebology



PART ONE (general approach)

0/16

General approach

 1) introduction and history.	03 min
 2) Generalities	14 min
 3) Reminder about basis of anatomy and echo-anatomy of the superficial venous system (GSV, SSV, accessory saphenous veins).	10 min
 4) Reminder about standard pre-therapeutic assessment (clinical and US assessment, mapping).	12 min
 Facilities and general equipment required for ultrasound guided foam sclerotherapy.	
 Overview of European recommendations for sclerotherapy and International guidelines for management of CVD	
 7) Sclerosing agents and videos of foam production and dilution	08 min
 8) Ultrasound guided foam sclerotherapy with a needle	35 min
 9) Rationale of UG sclerotherapy with a needle	09 min



MJC PHLEBOLOGY

The advocate of medical specialists

European Union of Medical Specialists

TO DATE

CDPP for UGFS and CDPP for Thermal and non –Thermal ablation:
80 e-learning lessons with audio commentary are available in total

COMPETENCY DEGREE IN PHLEBOLOGY PROCEDURE- ENDOVENOUS THERMAL ABLATIONS (RADIOFREQUENCY AND LASER) AND NON-TUMESCENT NON-THERMAL ABLATION

REGISTRATION CONDITIONS

Applicants must meet the following conditions:

1. Fill in the administrative form (see attached document);
2. Be registered with the Departmental Medical Council for French Doctors or equivalent for foreigners;
3. Diplomas and certificates requested (attach a photocopy):
 - A. For the French Doctors: qualification in angiology, or speciality in vascular medicine, or speciality in vascular surgery with majority phlebological activity, or DESC in vascular medicine or co-DES for cardiology-vascular medicine, or University Diploma in phlebology, or University Degree in Thermal Endovenous Treatments or competency degree in phlebology (CDP UEMS)
 - B. For foreigners:
 - Diploma of phlebology or equivalent or authorising the practice of phlebology, depending on the country regulations, or
 - competency degree in phlebology (CDP UEMS), or
 - self-certification by the applicant, attesting to regular practice of phlebology for at least 2 years, with superficial venous Duplex ultrasound examinations and ultrasound-guided puncture procedures and/or experience in venous catheterisation.
4. Have professional liability insurance covering sclerotherapy procedures (attach a photocopy);
5. Pay the registration fee for this module: €1080 payable to the Société Française de Phlébologie*.
Nb 400 € fee will be charged later and separately for the final exam (organised by the UEMS).

COMPETENCY DEGREE IN PHLEBOLOGY PROCEDURE- ENDOVENOUS THERMAL ABLATIONS (RADIOFREQUENCY AND LASER) AND NON-TUMESCENT NON-THERMAL ABLATION

ADMINISTRATIVE FORM

I, undersigned, certify that the information given below is accurate

Name and first name:

Rpps number or license number (for foreigners)

Date and place of birth:

Nationality:

Spoken languages:

Home address:

Business address:

Email:

Mobile phone.....

Fixed telephone (business).....

Specialty + year of degree or equivalent:

I request my registration to the UEMS module of competency degree in phlebology procedure (CDPP) "**Endovenous thermal ablations (Radiofrequency and Laser) and non-tumescent non-thermal ablation**" organised by the National Reference Training Centre of Phlebology (NRTCP) Saint Martin Private Hospital/SFP

And I attach my payment of 1080€ to the order of Société Française de Phlébologie

IBAN: FR76 1820 6002 6436 6125 0500 120

BIC AGRIFRPP882

Date and Signature

* This rate includes registration as a member of the SFP and a coded access to a bibliographic database.

UEMS - Exam questions (only one answer for each question)

1. **Standard Duplex mapping: in order to evaluate the venous system, the patient should be examined**
 - A. Standing position
 - B. Supine position
 - C. Standing and supine position
 - D. Prone position
2. **Duplex mapping: reflux is usually defined as retrograde flow lasting for**
 - A. more than 1.5 sec
 - B. more than 1.0 sec
 - C. more than 0.5 sec
 - D. more than 0.25 sec
3. **Common symptoms of chronic venous disease include**
 - A. itching, vomiting, headache
 - B. cramps, heaviness, pain
 - C. eczema, itching, claudication
 - D. tired legs, paresthesia, edema
4. **Duplex mapping should include**
 - A. diameter of the incompetent veins
 - B. location of the incompetent veins
 - C. extent of reflux of the incompetent veins
 - D. all the above-mentioned information
5. **Preoperative Duplex assessment in the treatment of saphenous vein incompetence should**
 - A. include the assessment of the deep venous system
 - B. include the assessment of the complete superficial venous system
 - C. include the assessment of the deep and superficial venous system
 - D. include the diameter and location of the incompetent saphenous vein
6. **During Endovenous thermal ablation of the GSV, the filter tip should be positioned**
 - A. 1 cm distally to the saphenofemoral junction
 - B. 2 cm distally to the saphenofemoral junction
 - C. as near to the junction as possible
 - D. just below the saphenous vein
 - E. at one of the above-mentioned positions
7. **During Endovenous laser ablation, the patient should preferentially be positioned**
 - A. in supine position
 - B. in Trendelenburg position
 - C. in anti-Trendelenburg position
 - D. in prone position
 - E. all the above-mentioned positions are possible, depending on phases of procedure and on which saphenous vein is treated
8. **The purpose of the injection of tumescent liquid is**
 - A. creation of local anesthesia
 - B. to protect the perivenous tissue against the heat
 - C. to empty the vein by inducing spasm
 - D. all the above-mentioned purposes

9. **For EVLA most commonly**
 - A. Yag lasers are used
 - B. Argon lasers are used
 - C. Diode lasers are used
 - D. Excimer lasers are used
10. **The energy absorption is highest in water at**
 - A. 810 nm
 - B. 980nm
 - C. 1470 nm
 - D. 1920nm
11. **During Closure Fast® Radiofrequency ablation of saphenous vein incompetence, a temperature**
 - A. 80°C is generated
 - B. 100°C is generated
 - C. 120°C is generated
 - D. 140°C is generated
12. **The purpose of Endovenous thermal ablation is**
 - A. to destroy the endothelium
 - B. to destroy the total vein wall
 - C. to heat the blood
 - D. to create steam bubbles
13. **In the postoperative period after Endovenous thermal ablation**
 - A. patients should rest
 - B. patients should mobilize as soon as possible
 - C. patients should lay their legs on a chair
 - D. patients should avoid standing
14. **In the postoperative period after EVTA, compression is**
 - A. suggested for a period of one week
 - B. recommended for a period of at least two weeks
 - C. recommended for a period of at least one month
 - D. is contraindicated
15. **In the postoperative period after EVTA, thromboprophylaxis**
 - A. is always necessary
 - B. is recommended for all patients
 - C. is recommended for high-risk patients
 - D. is contraindicated
16. **According to the literature, the clinical effectiveness (occlusion rates) of Endovenous**



MJC PHLEBOLOGY
The advocate of medical specialists
European Union of Medical Specialists

Exams

- MCQs (from the MJC/EBP database)
- Oral exam (Jury from the MJCP/EBP)

Next steps

- Validate the revised ETRs,
- Update and enlarge the courses,
- Work on UEMS website page (Members Zone?) and on our e-learning platform,
- Enhance our bank of MCQs
- and organise joint exams



Next steps

- Promote the MJCP and recruit missing delegates
- Recruit volunteers to participate in working groups

- UEMS represents **41 countries** (European and associated)

- MJCP has 31 delegates, but **only 16 countries are represented:**

(Austria, Belgium, France, Germany, Greece, Hungary, Italy, Ireland, Lithuania, the Netherlands, Poland, Portugal, Romania, Slovakia, Switzerland, Ukraine)





If your country does not have a delegate on the MJCP, please, talk to your relevant colleagues



We are counting on you!

Thank you for listening
and a special thank to
Amélia Donighian and Shabnam Barati



MJC PHLEBOLOGY

The advocate of medical specialists

European Union of Medical Specialists