

## EBOT – Ektimo ApS Collaboration 2009-Ongoing

---



**UEMS**  
Specialist Section of Orthopaedics and Traumatology  
**EBOT**  
European Board of Orthopaedics and Traumatology



Web-based administration for:  
Candidate validation  
Question bank  
Exam delivery

# Candidate validation

<< Overview | Log out

**Personal details:**

Name: Dr Sunil Gurpur Kini  
 Home st: 305 Elizabeth house 23 Devonshire str  
 Home town/city: London  
 Home postcode: W1G 6PG  
 Home country: United Kingdom  
 Telephone: 07990095363  
 Mobile: 07990095363  
 Email: drsunilkini@gmail.com

**Alternative email:**

Nationality: INDIAN  
 EU Citizen: No

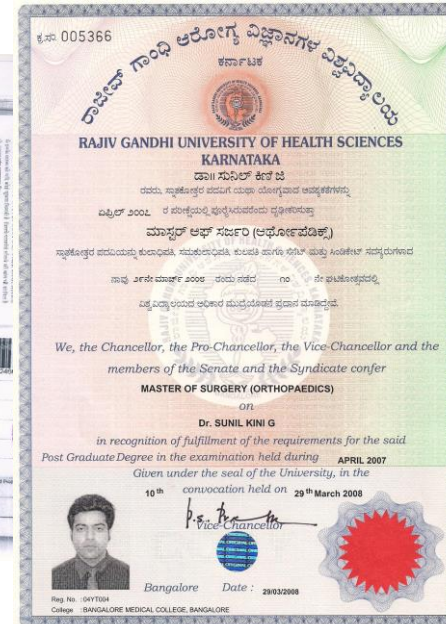

Year of birth: 1979  
 Passport No: Z2466271

**Work details:**

Dept: TRAUMA AND ORTHOPAEDICS  
 Inst: UNIVERSITY COLLEGE LONDON HOSPT  
 Address: 235 EUSTON ROAD FITZROVIA LONDO

**Supervisor:**

Name: PROFESSOR FARES HADDAD  
 Email: fares.haddad@uclh.nhs.uk  
 Telephone: 020344794



Validators		
Name:	Assigned:	Returned:
John Albert	2015-03-04	2015-03-10
Approved	Report	Send email



1. Candidates register and submit documents online

2. Candidates assigned to a validator

3. Validators review candidate documents and background

4. Validated candidates informed of outcome

## Features

- Role based access
- Question life-cycle is clearly defined
- Item analysis – p-value, discrimination index etc.
- Question categorization/taxonomy
- Selection of questions for exams
- Exam statistics and metrics

## Roles

### Administrators:

- Full overview of exams and questions
- Control of settings
- Reports graphs and data export

### Writing committee:

- Compile questions
- Revise questions

### Supervisors:

- Validate questions

## Question life cycle



1. Authors create **NEW** questions.
2. Committee **APPROVE** questions.
3. Questions are **TESTED** in an exam.
4. Poor questions are **REVISED**.

(old version is saved)

# Item Analysis

## 010 - Posterior dislocation of the shoulder

Status: Approved  
Type: Interim exam  
Difficulty: Easy  
Category: Upper Limb  
Created by: Lars Neumann  
Created: 2/5/2011 12:00:00 AM  
Last updated: 2/23/2015 8:15:02 AM

### Item analysis:

Exam 2012

$r_{pb}$ : 0.30 good  
p-value: 0.72  
Tgs: 21  
Bgs: 13  
DI index: 0.36  
Questions: 100  
Candidates: 85

### Stem

What is the most typical sign of a posterior dislocation of the shoulder joint?

### Options:

- A  A sulcus sign  
05.88%
- B  Fixed external rotation  
14.12%
- C  Absent glenohumeral rotation  
07.06%
- D  Fixed internal rotation  
71.76%

### Question Quality

*Point bi-serial*  
*DI-Index*

### Question Difficulty

*P-value*

### Distractor efficiencies

*All*  
*Best performers*  
*Worst performers*

# Categorization

## Lumbar extradural haematoma

After you have entered the question details, click the Save button so save the changes

**Status and grading:**

Author admin -	Category Spine -	Status Approved -	Type Final exam -
Difficulty Easy -	Anatomical category Abdomen -	Disorder Malignant Tumour -	Type Clinical scenario - --Select-- <b>Clinical scenario</b> Management Investigation Complication Prognosis Other Not Applicable

Created date:  
02/26/2012

**Basic data:**

Short title (For quick identification)  
Lumbar extradural haematoma

Stem (Required)  
Which of the following combination of factors represents the highest risk for the occurrence of a post operative extradural haematoma in multilevel lumbar spine surgery

Categorical and/taxonomic attributes can be added to ensure that questions in the item bank cover the syllabus and learning objectives.



# Selecting Questions

Dashboard Questions Exams Users Search by title or id Options

Spine: 21 | Upper Limb: 20 | Lower Limb: 20 | Paediatrics: 20 | Basic Science: 20 | Total: 101 | Selection details

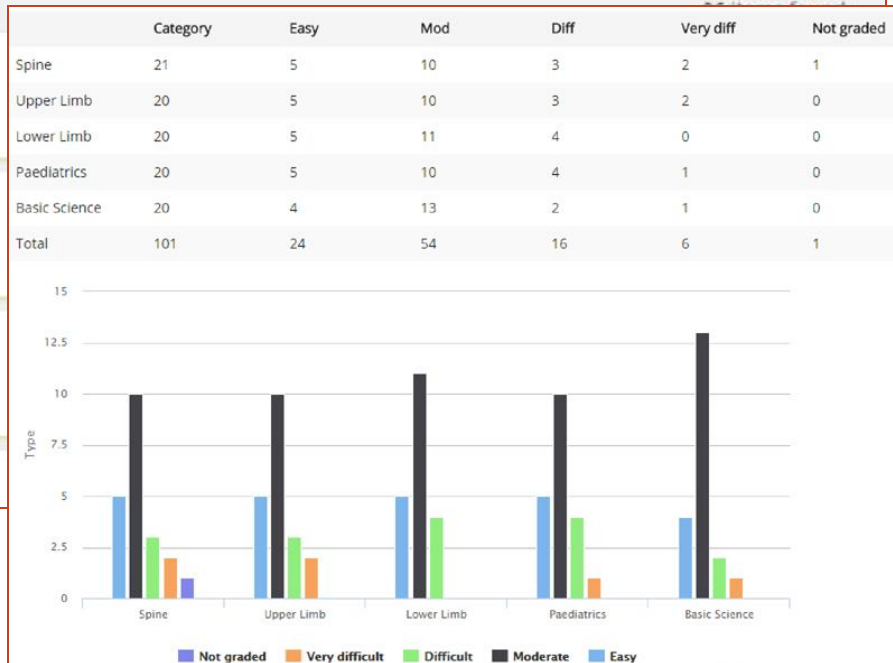
### Add questions to "Final Exam 2015"

Use the checkbox to the left of each question to select it for the exam and then click on save at the top or bottom of the page to add it to the exam.

Author: All Topic: All Status: Approved Type: Final exam Difficulty: All Quality: Good

Save Previous page Page 1 / 5 Next page

- [Elderly fall at home](#)  
- Philip Sell
- [Unilateral radicular pain](#)  
- Philip Sell
- [Hawkin's sign is diagnostic for:](#)  
- Lars Neumann
- [Quadrilateral space in the shoulder](#)





- Features include:**
- Select questions by filtering and sorting.
  - Question details
  - Exclude from previous exams
  - Preview exam as candidate
  - Export questions



# Exam Metrics

Create new exam



Select exam	SE	KR20	M	HSC	LSC	SD	CNT	M-1 SD	Ang	75% / 5	Q
 <a href="#">Exam 2011</a>	4.36	0.84	51.13	77	30	11.01	109	61.14	-	54.75	100
 <a href="#">Interim exam 2011</a>	2.42	0.97	46.08	74	9	14.25	121	59.34	-	55.50	50
 <a href="#">Exam 2012</a>	4.38	0.80	53.96	78	35	9.81	85	62.77	-	54.75	100
 <a href="#">Interim Exam 2012</a>	4.36	0.78	54.22	72	32	9.34	102	62.56	-	51.75	100
 <a href="#">Exam 2013</a>	4.36	0.81	54.54	76	34	9.90	101	63.45	-	54.00	100
 <a href="#">Interim Exam 2013</a>	4.45	0.75	48.07	66	17	8.83	102	55.89	-	48.00	100
 <a href="#">Exam 2014</a>	4.33	0.81	54.78	78	23	10.03	107	63.80	-	55.50	100
 <a href="#">Interim Exam 2014</a>	4.20	0.86	55.99	77	2	11.14	102	66.13	-	56.25	100

## Features include:

- Standard error
- Kuder Richardson 20
- Mean
- Standard deviation
- Cut scores

## Features

- Online candidate registration
- Candidates can be grouped under location/supervisor
- Web-based or locked-browser exam delivery
- Exam administrator overview
- Exam results feedback and ranking for candidates and supervisor
- Graphical exam metrics, location, country, year of training etc.

# Exam set-up

Dashboard Exams Locations Users Send Emails Options

## EBOT Interim Exam 14 April 2015

Use the left menu to manage exam candidates and location details.

**Exam details**

- Locations selected for this exam
- Exam candidates
- Graphical exam result

**Title**  
EBOT Interim Exam 14 April 2015

**Description**  
The European Board of Orthopaedics and Traumatology has started an annual assessment for all European Orthopaedic trainees. EBOT was able for the first time to gather information at European level, that was handed over to both trainees and heads of training, regarding not only the performance of the different residents but also detailed

**Instructions**  
Hospitals will have to register to be able for its trainees to take part. To do so and become a registered hospital, please contact the EBOT administration office first to receive an official invitation with all necessary requirements. Contact the EBOT Administrator

**Exam start date**  
1/6/2015 10:00:00 AM

**Exam end date**  
1/6/2015 1:00:00 PM

**Registration start date**  
12/12/2014 12:00:00 AM

**Registration end date**  
4/13/2015 12:00:00 AM

**Access code**

Exam description

Exam duration – start/stop

Registration – open/close

Access code

# Registration

European board of Orthopaedics and Traumatology

Dashboard

Exams available for registration

EBOT Interim Exam 14 April 2015

Exam name	EBOT Interim Exam 14 April 2015
Status	Open for registration
Registration end	13/4/2015 00:00:00

Open for registration

### Candidate registration, step 1 / 2

Please choose the location where you would like to sit the exam from the list below.  
If you cannot find your desired location please contact the exam administrators or your location contact.

Step 1 / 2

Search:

Show 25 entries

Cntry	Location	
	Clinic for Orthopaedic Surgery and Traumatology Novi Sad	Select this location
AUT	Donau Universität Krems	Select this location
BEL	GH	
DEU	Ca	
DEU	As	
ESP	Ho	
ESP	Va	

### Candidate registration, step 2 / 2

Check details and register

Step 1 / 2

Step 2 / 2

EU Citizen  
Please select 'yes' if you are a citizen of the European Union

Years of training  
If you are in a recognised training program please select the year of training. If you are not in a recognised training program.

Registration details

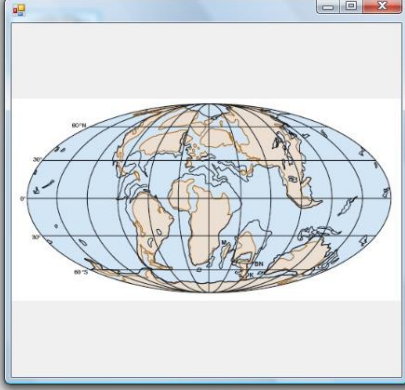
Exam: EBOT Interim Exam 14 April 2015

# Exam day

Evolution test John Smith Time 00:01:25

10

Evidence suggests that continental land masses have shifted due to tectonic activity over geological time. Select the most likely geological epoch for the position of the landmasses (in red).



- Carboniferous
- Cambrian
- Precambrian
- Cretaceous
- None of the above

Candidates sign in  
and take exam

Administrator surveillance

April 2012 - (Exam candidates)

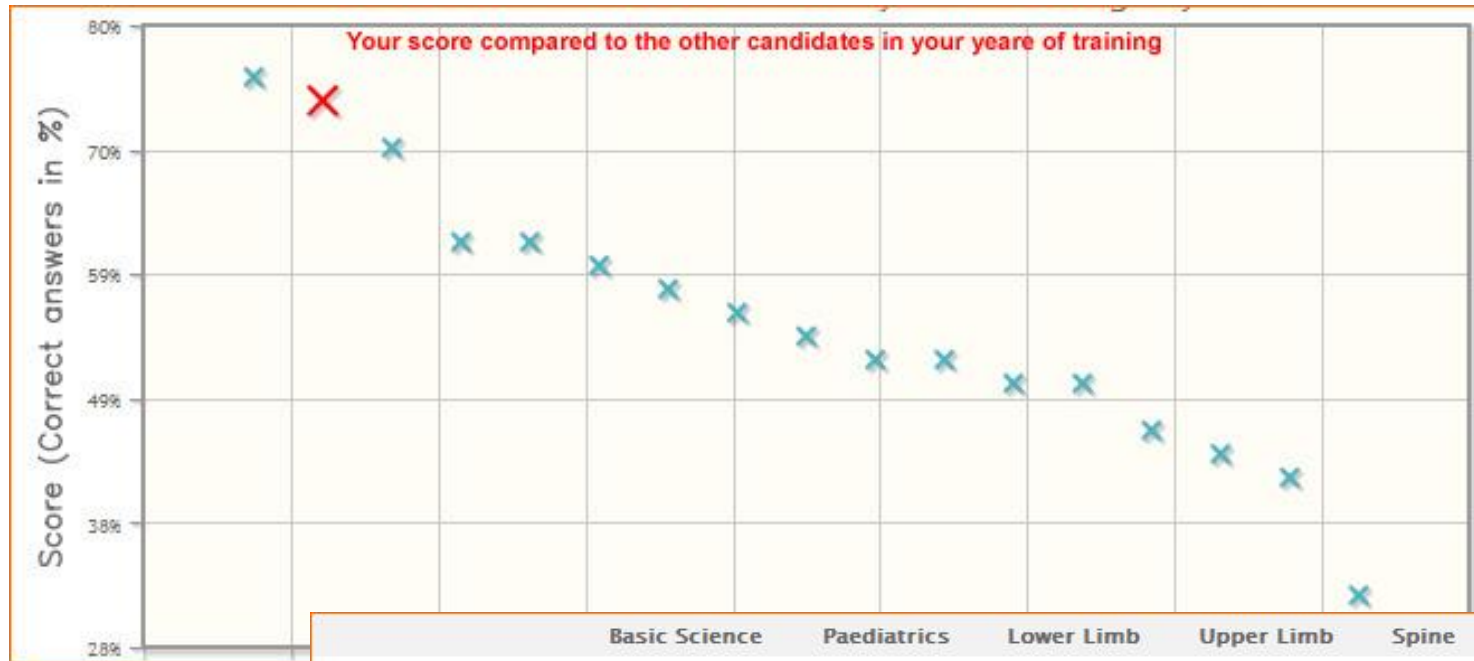
ed for the exam.

Search:  Show 25  entries

Started	Submitted	Answered/Viewed	LastQAnswered	
True	True	100/ 100	250	<a href="#">See results</a>
True	True	100/ 100	250	<a href="#">See results</a>
		0/ 0	0	<a href="#">See results</a>
True	True	98/ 100	250	<a href="#">See results</a>
True	True	100/ 100	250	<a href="#">See results</a>
		0/ 0	0	<a href="#">See results</a>
		0/ 0	0	<a href="#">See results</a>
		0/ 0	0	<a href="#">See results</a>

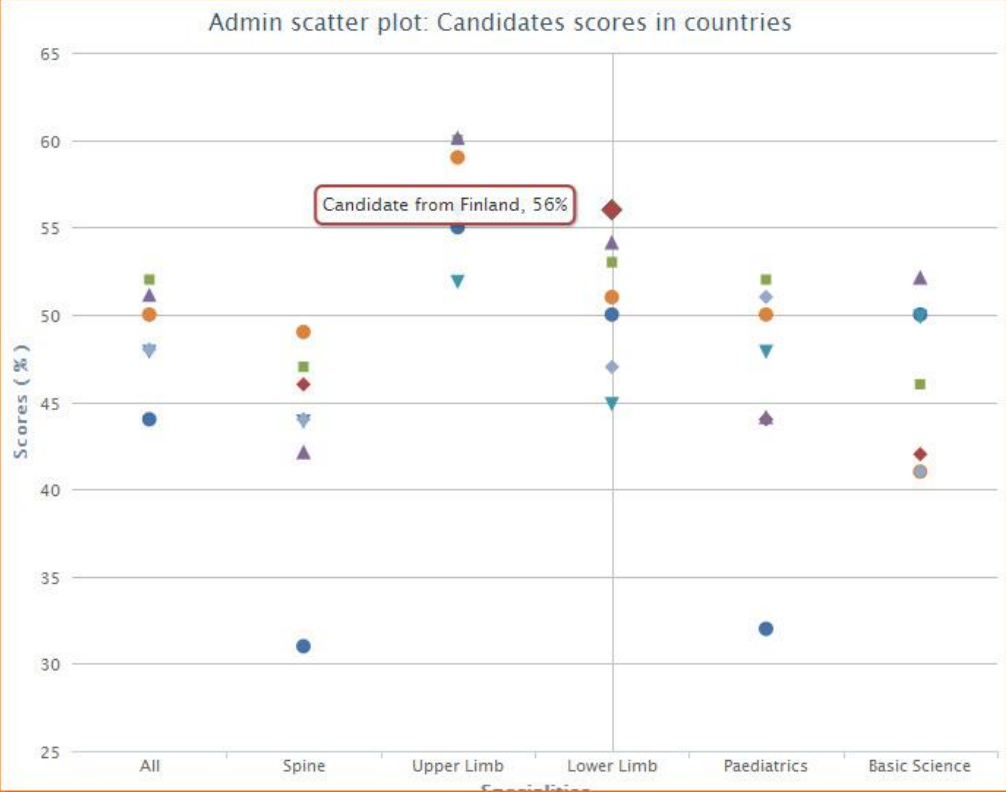
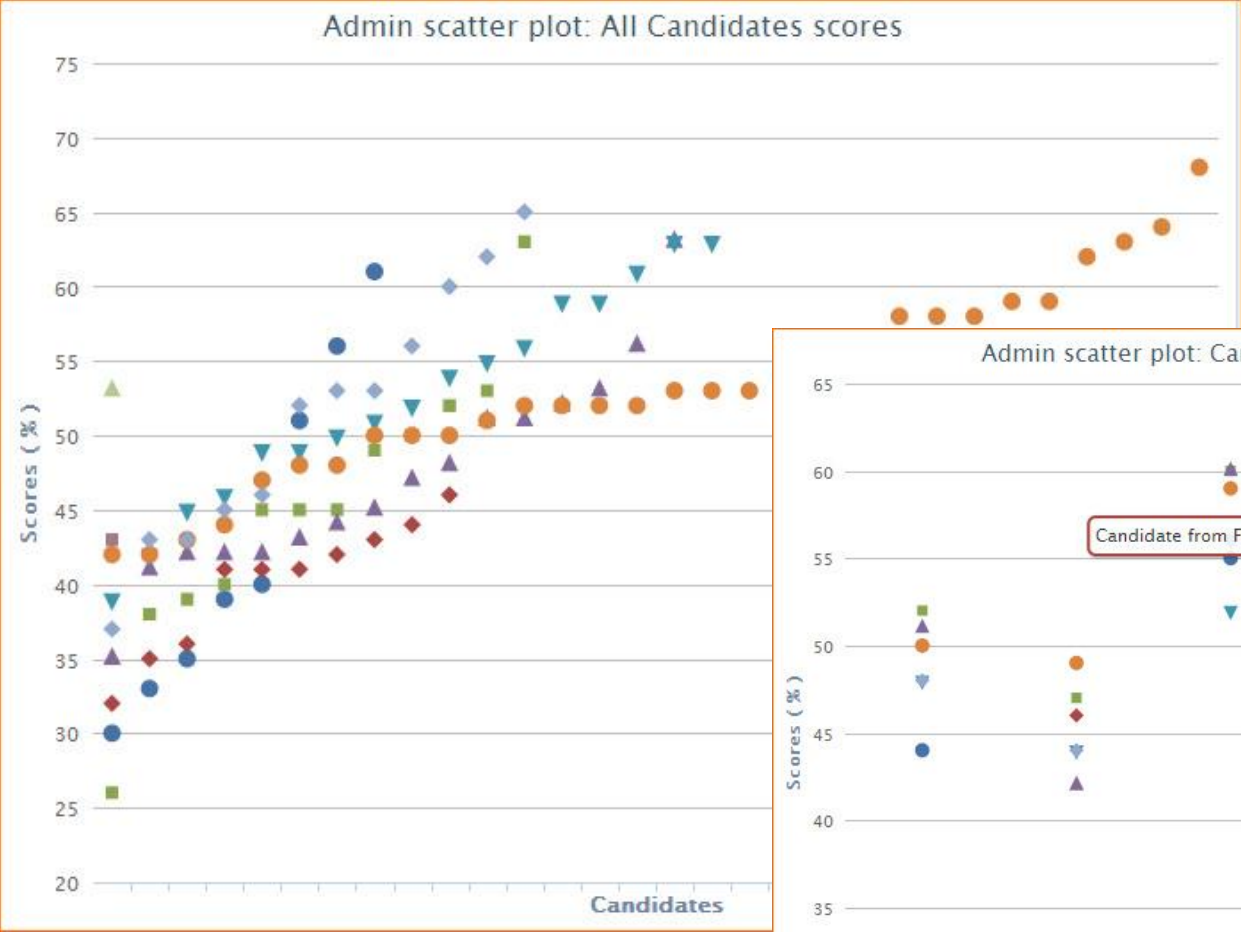
drdnikol@hotmail.com
Emmanuel Brilakis emmanuel.brilakis@gmail.com
ioannis Papachristos ioannispapachristos@gmail.com
lefteris nikas kit_athens@hotmail.com
ermogenis pavlou ermogenis@gmail.com
ioannis nikolopoulos ioannis.nikolopoulos@doctorts.org.uk
THEODORE KARINOS karinos73@yahoo.com
Konstantinos Starantzis kstarant@hotmail.com

# Candidate feedback



	Basic Science	Paediatrics	Lower Limb	Upper Limb	Spine	Total
Number of questions:	20	21	20	20	19	100
Questions answered:	20	21	20	19	18	98
Correct answers:	13	11	13	14	9	60
Result	65%	52%	65%	70%	47%	60%

# Exam results metrics



- 
- Question Bank module  
2500 € per year
  - Exam delivery module  
10-30 € per candidate, depends on volume



# Thank you

Try us for free  
@  
[examfolio.com](https://examfolio.com)

---

**Examfolio**

Gammeltoftsgade 12B, kld.

1355 Copenhagen K

[info@examfolio.com](mailto:info@examfolio.com)