

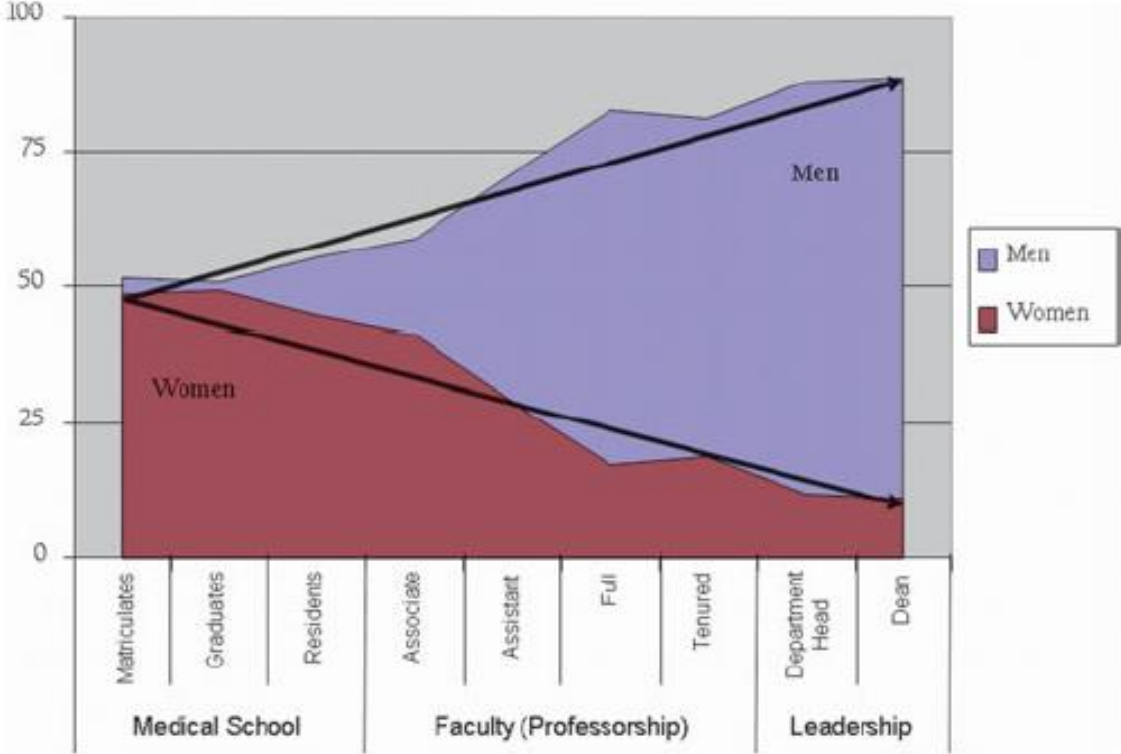
# UEMS: Survey on Women In Surgery Europe (WISE)

Malin Sund  
Secretary, Section of Surgery  
Copenhagen 6th May, 2017

# Background

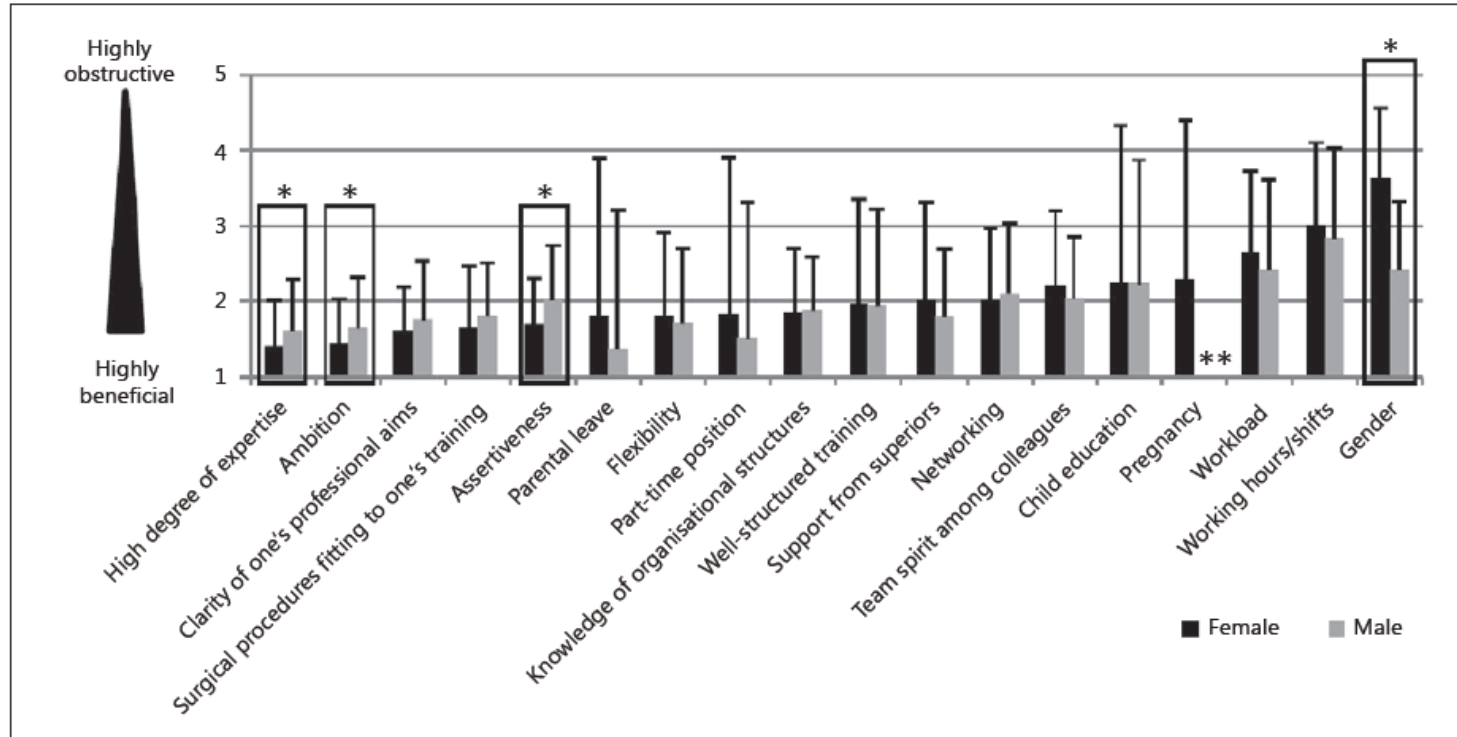
- At the UEMS meeting in Athens in 2015 Dr Eleni Karafoka gave a talk based on a questionnaire study conducted on the professional situation for Greek female surgeons
- As surgical work force is increasingly feminized in Europe these obstacles for female surgeons need to be investigated within the UEMS setting
- Secretary project for Malin Sund
- A working group is being formed. Interested can contact the secretary at [malin.sund@umu.se](mailto:malin.sund@umu.se)

# Background – what is already known?



Zhunge et al Ann Surg 2011

# Background – what is already known?



Schwarz et al Eur Surg Res 2016

# Background – what is already known?

**Table 3** Responses to the item “In an academic surgical practice, I have had/will probably have a harder time obtaining an academic position than people of the opposite sex”

Gender	Strongly agree	Agree	Neutral	Disagree	Strongly disagree
Male (n = 83)	3 (3.6%)	0	12 (14.5%)	38 (45.8%)	30 (36.1%)
Female (n = 69)	2 (2.9%)	23 (33.3%)	14 (20.3%)	24 (34.8%)	6 (8.7%)

$P < .001$  (Fisher’s exact test).

Gender	Strongly agree	Agree	Neutral	Disagree	Strongly disagree
--------	----------------	-------	---------	----------	-------------------

**Table 4** Gender as a career barrier

Item	Strongly agree	Agree	Neutral	Disagree	Strongly disagree
My gender is currently a barrier to my career aspirations/advancement*					
Men (n = 84)	0	1 (1.2%)	8 (9.5%)	42 (50%)	33 (39.3%)
Women (n = 70)	3 (4.3%)	13 (18.6%)	14 (20%)	29 (41.4%)	11 (15.7%)
People’s attitudes about my gender are currently a barrier to my career aspirations/advancement*					
Men (n = 81)	0	1 (1.3%)	7 (8.6%)	44 (54.3%)	29 (35.8%)
Women (n = 70)	5 (7.2%)	18 (25.7%)	11 (15.7%)	26 (37.1%)	10 (14.3%)

\* $P < .001$ .

Cochran et al Am J Surg 2013

## Background – what is already known?

**Table 2. Deterrents to a Career in Surgery**

<b>Deterrent</b>	<b>Women, No. (%) (n = 90)</b>	<b>Men, No. (%) (n = 51)</b>	<b>P Value</b>
Diminishing rewards	4 (4.4)	11 (21.6)	.003
Increased number of lawsuits	8 (8.9)	7 (13.7)	.27
Lifestyle (during residency)	75 (83.3)	39 (76.5)	.22
Family concerns	43 (47.8)	34 (66.7)	.02
Reimbursements	2 (2.2)	4 (7.8)	.12
Workload	26 (28.9)	25 (49.0)	.02
Level of stress	22 (24.4)	13 (25.5)	.52
Lack of role models/mentors	11 (12.2)	3 (5.9)	.18
Surgeons' perceived personalities	36 (40.0)	11 (21.6)	.03
Perception of surgery as an "old boys' club"	20 (22.2)	2 (3.9)	.002
Lack of women in surgery	5 (5.6)	0	.10

Garagiulo et al Arch Surg 2006

# WISE

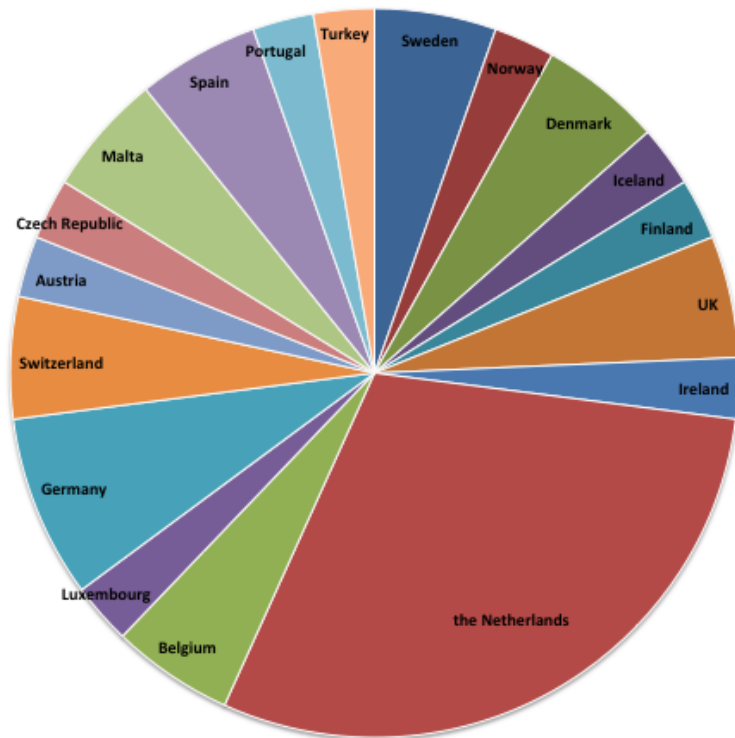
Aim: A pan-European on-line survey on the working conditions of female surgeons in Europe

WISE 1: The focus on this survey was on the **perceived** difficulties for female surgeons within their countries and the idea is to understand how the surgical leadership views the current situation of female surgeons. Reported Copenhagen.

WISE 2: The focus will be the **experienced** difficulties by the female surgeons themselves, which could differ from what the leadership observes. Reported at the fall meeting.

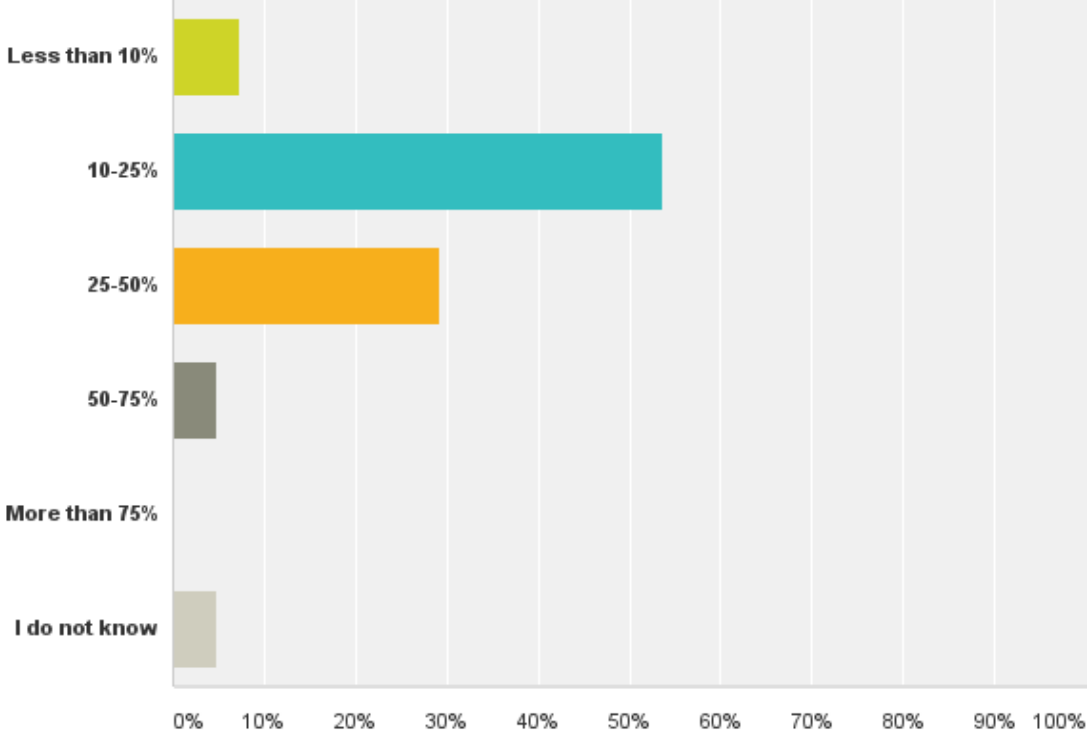
# Q1 What country are you from?

41 responders  
18 countries



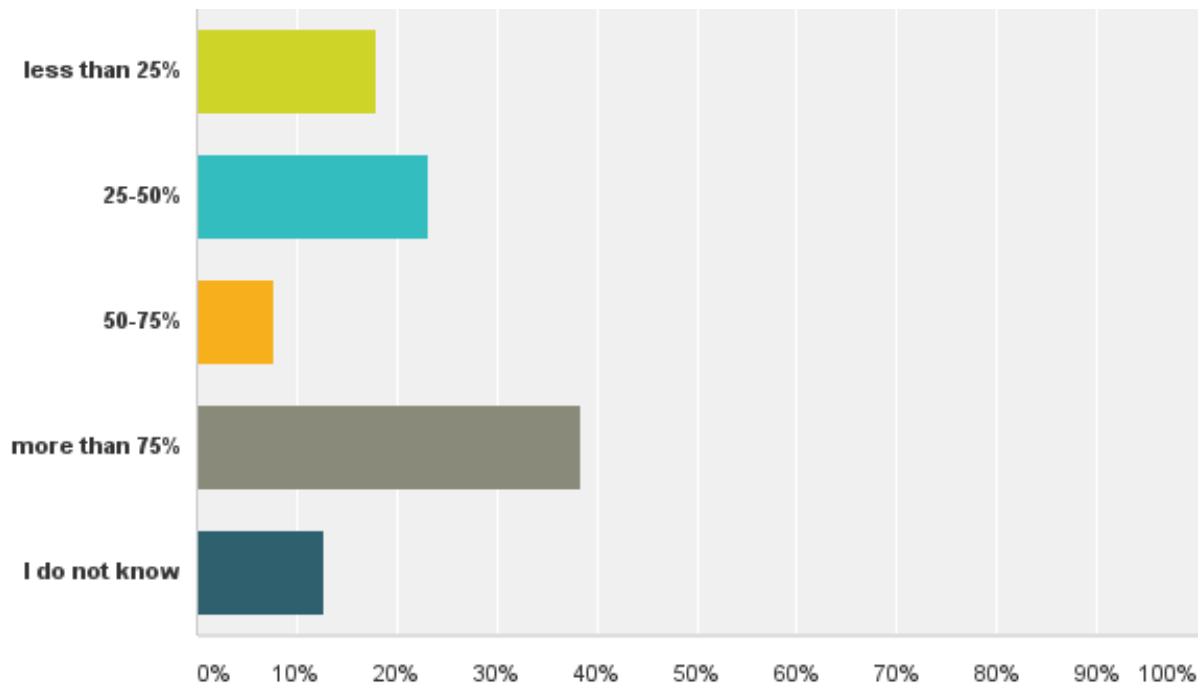


## Q2: What is the percentage of female surgeons in your country?



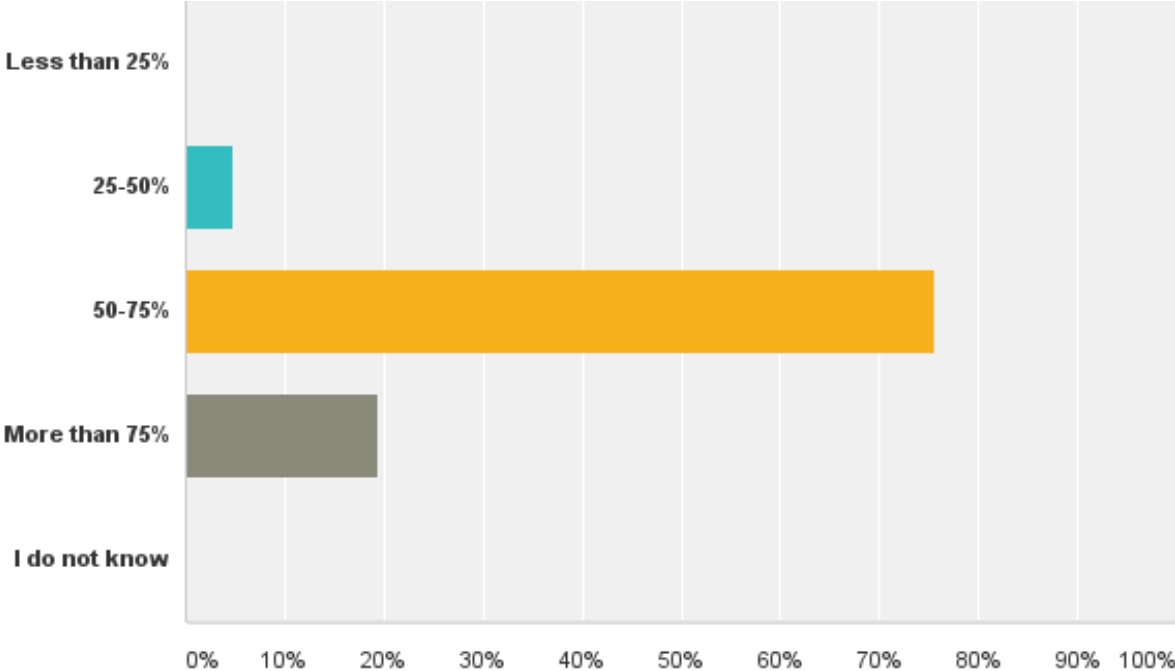
Reply: 41 No reply: 0

**Q4: What percentage of women, with a surgical specialist training, are actively working as surgeons in your country? Please do not include those above the retirement age in your estimate.**



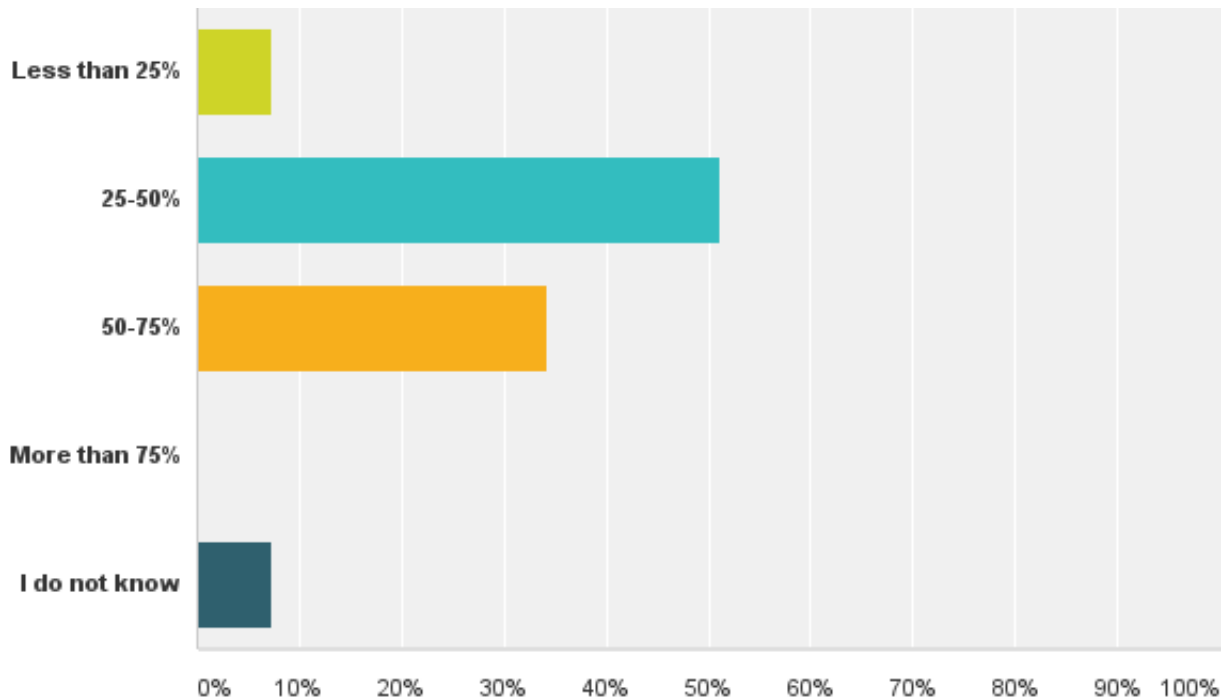
Reply: 39 No reply: 2

# Q5: What is the percentage of women among medical students in your country?



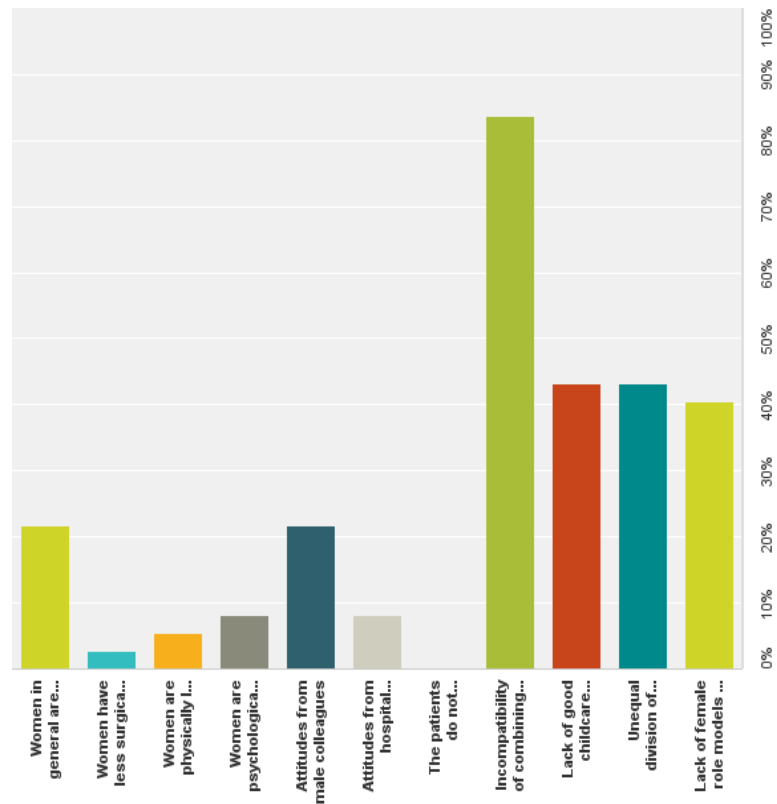
Reply: 41 No reply: 0

## Q6: What is the percentage of women among surgical trainees in your country?



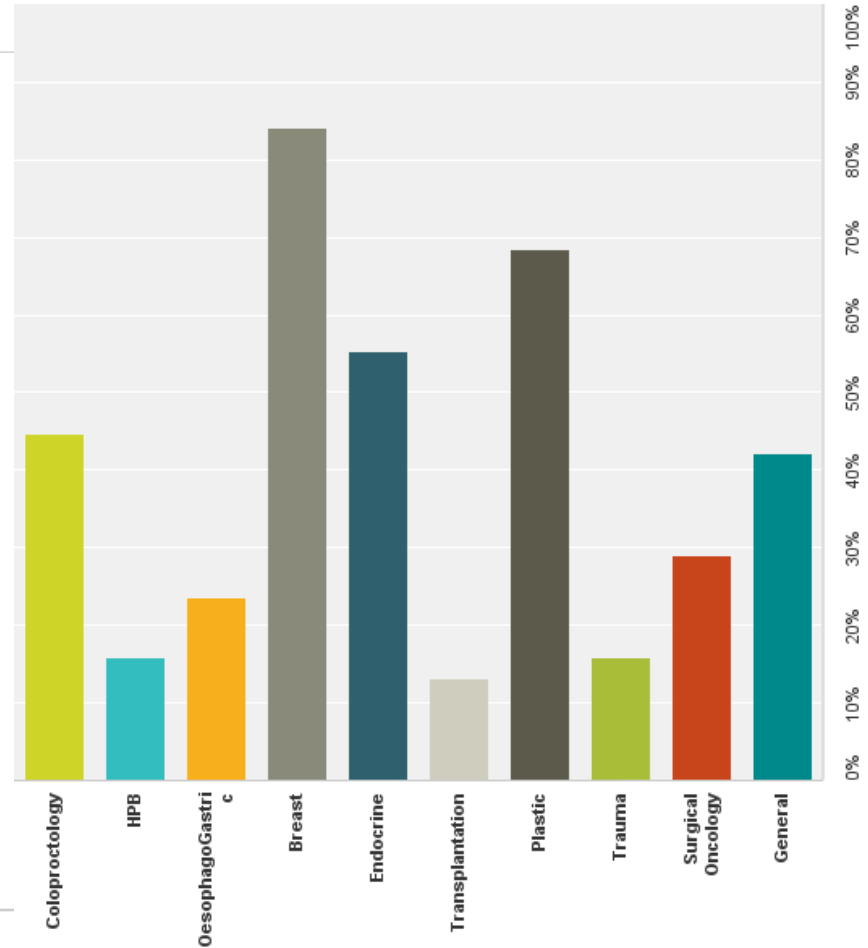
Reply: 41 No reply: 0

## Q7: What do you think are the major obstacles for women to practice as surgeons in your country? (Multiple answers allowed)



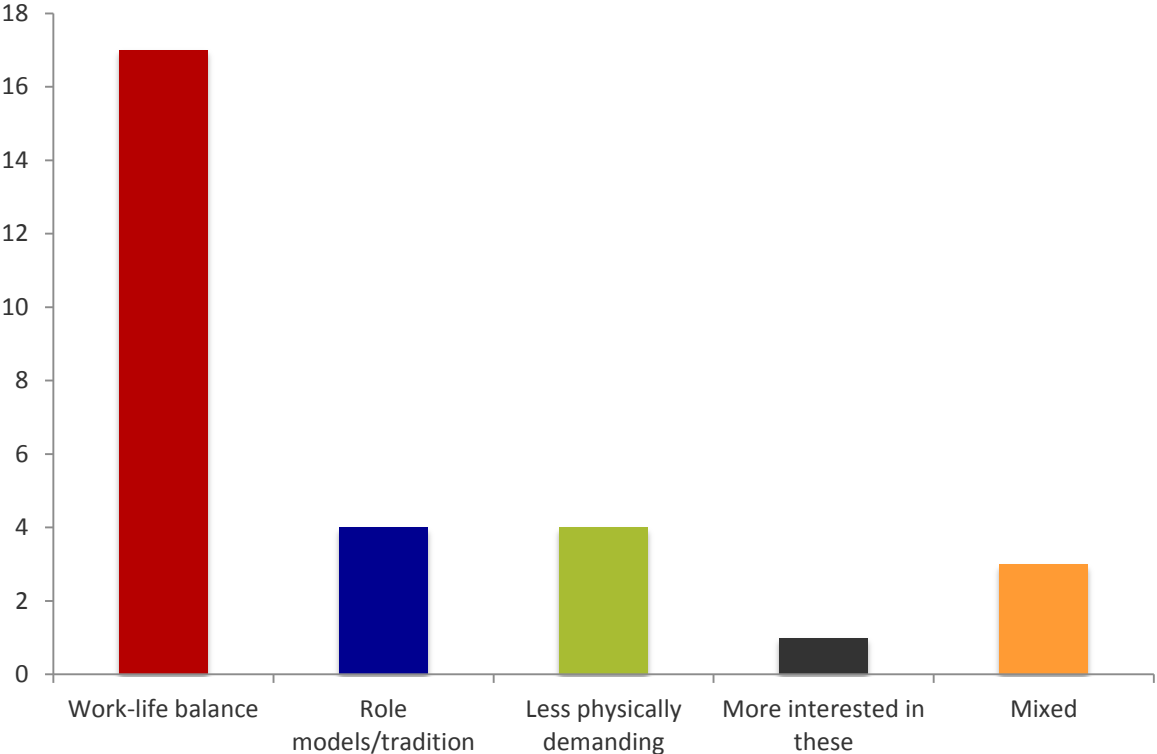
Reply: 37 No reply: 4

## Q8: Which are the subspecialties that female surgeons tend to choose in your country? (Multiple answers allowed)



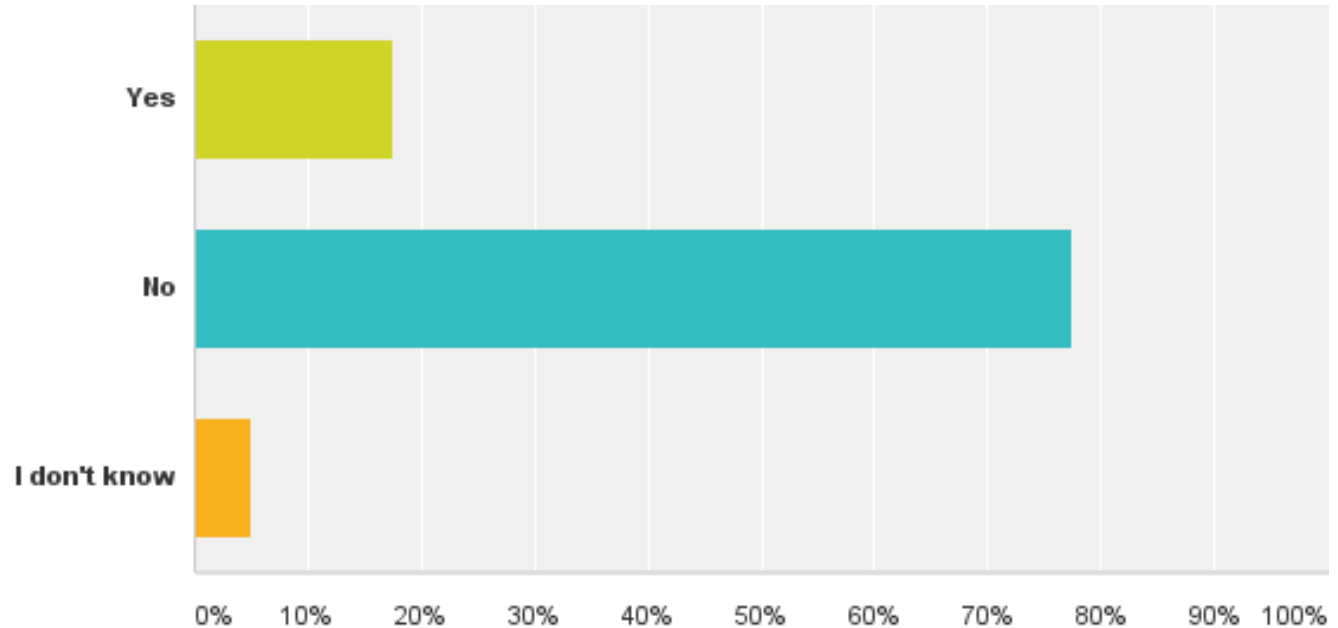
Reply: 39 No reply: 2

# Q9 Why do you think women choose these specialities?



Reply: 30 No reply: 11

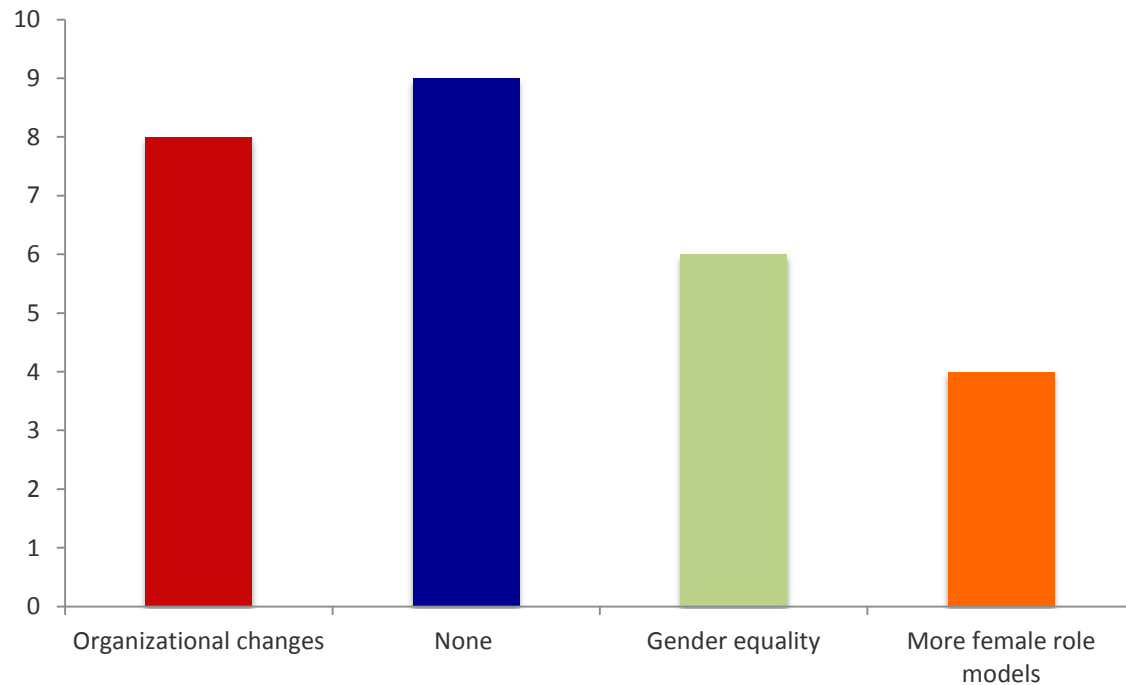
## Q10: Feminization of surgery is sometimes described as being problematic. Do you think this is the case in your country?



Reply: 40 No reply: 1



## Q11 What kind of measures have to be initiated to overcome the perceived problems with feminization of surgery?



Reply: 30 No reply: 11

## Moving on to WISE 2 – Comments and ideas are welcome!

---





## Secretary report

- Potential new members – interest shown: Latvia and France
- Still official nomination by the national medical associations (NMA) missing for a number of delegates. The secretary will contact these delegates directly!
- If a scientific society nominates the delegate the NMA needs to approve... and we need a copy of that approval
- Send to [info@uems.eu](mailto:info@uems.eu) or to [malin.sund@umu.se](mailto:malin.sund@umu.se)